



THE VOLATILITY ADVANTAGE

Alpha Wealth Funds, LLC
 1887 Gold Dust Lane, Suite 203 A
 Park City, Utah 84098
 Phone: 435.658.1934
 info@alphawealthfunds.com
 www.alphawealthfunds.com

Strategy Description

The Alpha Wealth Volatility Advantage Fund is a long-short equity fund that adds time value to its portfolio through options contract writing and volatility hedges. This strategy involves taking long positions in stocks, ETFs and ETNs that are expected to increase in value and short positions in stocks, ETFs and ETNs that are expected to decrease in value.

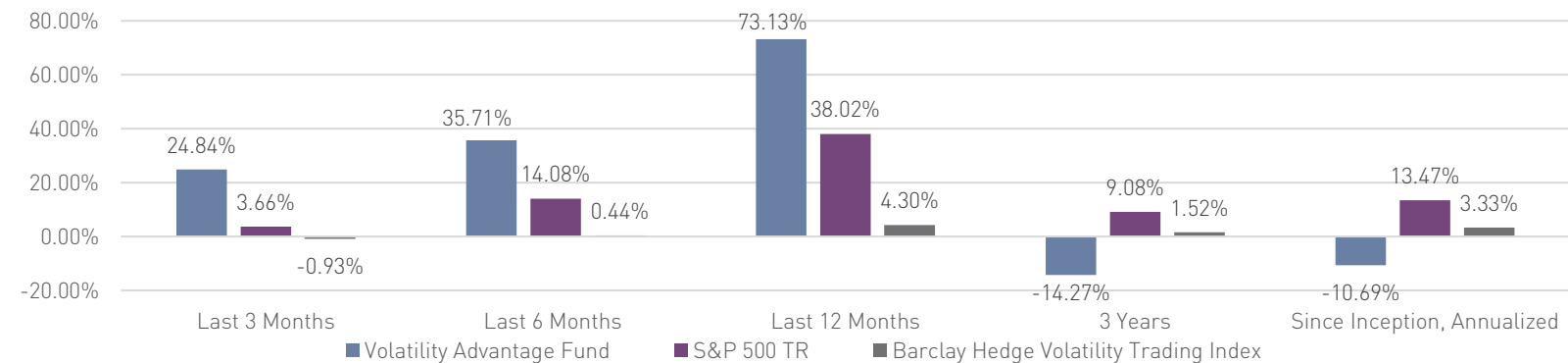
The Partnership intends to take equity positions in individual companies, sector funds and index funds that have liquid options markets. The General Partner uses technical analysis to find momentum indicators for potentially profitable trades with a two to three month time horizon. One of the primary ways the Partnership adds value to its portfolio is through the use of covered calls and short volatility trades that have natural time decay rates. This strategy allows the Partnership to profit from outlier events that cause volatility spikes by taking positions that result in gains when volatility levels revert back to their normal ranges.

Monthly Performance, Net of Fees

	Jan	Feb	Mar	Apr	May	Jun	Jul	Aug	Sep	Oct	Nov	Dec	YTD
2024	-4.01%	11.68%	-5.93%	-2.15%	10.65%	6.42%	-7.68%	13.80%	5.50%	3.99%			33.91%
2023	-23.31%	-0.86%	-22.26%	-4.34%	-12.14%	-1.72%	0.49%	-9.42%	-0.18%	-0.10%	13.37%	14.04%	-42.98%
2022	-15.72%	-0.86%	-3.82%	-20.00%	-2.32%	-4.97%	10.16%	23.15%	37.82%	-30.19%	5.73%	5.83%	-12.84%
2021	2.39%	2.96%	-4.80%	3.78%	-3.27%	12.96%	-0.56%	5.87%	-6.01%	12.29%	-8.79%	3.26%	19.10%
2020	-1.02%	0.68%	-64.05%	9.53%	6.88%	1.69%	9.63%	9.08%	1.82%	0.53%	36.35%	5.07%	-25.21%
2019	28.85%	8.43%	1.31%	5.96%	-14.65%	17.15%	0.26%	-7.76%	7.09%	6.97%	3.25%	4.69%	71.71%
2018	-	-	-	-	-	-	-	-	-0.25%	-25.54%	8.41%	-39.53%	-51.32%

PAST PERFORMANCE IS NOT INDICATIVE OF FUTURE RESULTS.

Cumulative Performance vs. Benchmark (Returns greater than 12 months are annualized)



Performance and Risk Analysis

Benchmark Comparisons*

	Volatility Advantage Fund	S&P 500 TR	Barclay Vol. Trading Index	*Volatility Advantage Fund versus Benchmarks		
				S&P 500 TR	Barclay Vol. Trading Index	
Annualized Return	-10.69%	13.47%	3.33%	Alpha, Annualized	-12.09%	11.23%
Cumulative Return	-50.19%	118.01%	22.41%	Beta	1.32	-1.09
Sharpe Ratio (RFR)	0.01	0.56	-0.20	Correlation	0.46	-0.10
% of Profitable Months	56.76%	66.22%	63.51%	R ²	0.21	0.01

Investment Terms

Legal, Accounting, Administrative




Management Fee	2.00% Annually	Attorney	Hansen Black Anderson Ashcraft PLLC
Incentive Allocation	20% of Profits w/ High Water	Accountant	Berkower, LLC
Lock-up	No Lock-up	Administrator	NAV Consulting, Inc.
Redemption Period	Monthly with 30 Days Notice	Prime Broker	Interactive Brokers
Minimum Investment	\$250,000		

Disclaimer

All investments involve risk, including the loss of principal. This is neither a solicitation or offer to sell any security. Past performance is not necessarily indicative of future results. An offer can only be made through the Fund's Private Offering Documents. The results of all returns reflect the deduction of: (i) an annual asset management fee of 2%, accrued monthly; (ii) a performance allocation of 20%, accrued monthly and taken annually, subject to a high water mark; and (iii) transaction fees and other expenses. Results are compared to the performance of the S&P 500 Total Return and the Barclay Volatility Trading Index for informational purposes only. The Fund's investment program does not mirror the S&P 500 Total Return and Barclay Volatility Trading Index and the volatility of the Fund's investment program may be materially different.

0.0033 0.33%
0.007 1.03%

Results are compared
to the performance of
the S&P 500 Total



	Last 3 Month:	Last 6 Mo:
Volatility Advantage Fund	24.84%	35.71%
S&P 500 TR	3.66%	14.08%
Barclay Hedge Volatility Trading I	-0.93%	0.44%

Last 12 Months Since Inception, Annualized

73.13%	-14.27%	-10.69%
38.02%	7.08%	13.47%
4.30%	1.52%	3.33%

672
40320

86400
0